



SUNDARESHA & ASSOCIATES
CHARTERED ACCOUNTANTS

Phone : Off : 26630644
26634664

"Professional Court", 1st Floor
No. 27/7, 15th Cross, 3rd Block
Jayanagar, Bengaluru - 560011
e-mail : enquiry@casunassociates.com
Website : www.casunassociates.com

FORM NO.10B
[See rule 17B]

Audit report under section 12A(b) of the Income-tax Act, 1961, in the case of
Charitable or religious trusts or institutions

We have examined the balance sheet of M/s.CMR JNANADHARA TRUST, Bangalore as at 31.03.2021 and the Income and Expenditure account for the year ended on that date, which are in agreement with the books of account maintained by the said trust.

We have obtained all the information and explanations, which to the best of our knowledge and belief were necessary for the purposes of the audit. In our opinion, proper books of account have been kept by the office of the above name trust, so far as appears from our examination of the books and proper records, subject to the comments given, in notes to accounts.

In our opinion and the best of our information, and according to information given to us, the said accounts give a true and fair view: -

- i) in the case of the Balance Sheet, of the state of affairs of the above named trust as at 31.03.2021, and
- ii) in the case of the Income & Expenditure Account, of the Excess of Income over Expenditure for the year ended on that date.

The prescribed particulars are annexed hereto.

For SUNDARESHA & ASSOCIATES
Chartered Accountants
Firm Registration No.008012S

(C. RAMESH)
Membership No.022268
Partner

UDIN: 22022268AAAAAC8595



Place: Bangalore

Date : 03.01.2022

CMR UNIVERSITY

CONSOLIDATED BALANCE SHEET AS AT 31ST MARCH 2021

| Previous Year | Liabilities | Sch No. | Amount Rs. | Previous Year | Assets | Sch No. | Amount Rs. |
|------------------|---|------------|---------------|------------------|--|------------|---------------|
| 677,406,228 | <u>CMR JNANADHARA TRUST</u> | 1 | 698,656,192 | 675,998,393 | <u>FIXED ASSETS</u> | 4 | 657,033,809 |
| 7,219,958 | <u>CURRENT LIABILITIES & PROVISIONS</u> | 2 | 4,041,416 | | | | |
| | <u>BRANCHES AND DIVISIONS</u> | 3 | - | | <u>Cash & Bank Balances</u> | | |
| | | | | 3,807,980 | Cash at Bank | 5 | 35,192,275 |
| | | | | 189,286 | Cash on Hand | | 6,914 |
| | | | | 4,630,527 | <u>LOANS & ADVANCES & DEPOSITS</u> | 6 | 10,464,610 |
| 684,626,186 | Total | | 702,697,608 | 684,626,186 | Total | | 702,697,608 |

For CMR UNIVERSITY

Sabitha W.
(Dr. Sabitha Ramamurthy)
Chancellor

K.R. Lakshmish
(K.R. LAKSHMISH)
Chief Finance Officer

As per our report of even date attached

For SUNDARESHA & ASSOCIATES
Chartered Accountants
(Firm Registration No.008012S)

C. Ramesh
(C. RAMESH)
Membership No.022268
Partner



Place: Bangalore

Date : 03.01.2022

CMR UNIVERSITY

CONSOLIDATED INCOME AND EXPENDITURE ACCOUNT FOR THE YEAR ENDED 31ST MARCH 2021

| Previous Year | Expenditure | Sch No. | Amount Rs. | Previous Year | Income | Sch No. | Amount Rs. |
|---------------|--|---------|-------------|---------------|---------------|---------|-------------|
| 145,498,255 | Employee Cost | 7 | 135,773,220 | 607,481,598 | Fee Income | | 614,870,649 |
| 4,036,800 | Board & University Expenses | 8 | 1,261,045 | 1,698,967 | Other Income | 13 | 8,860,900 |
| 35,705,227 | Students Welfare Expenses | 9 | 82,188,556 | 138,890 | Bank Interest | | 29,118 |
| 118,482,508 | Adminstration Expenses | 10 | 38,877,493 | | | | |
| - | Loss on Sale of Vehicle | | 20,007 | | | | |
| 6,029,427 | Repairs & Maintainance | 11 | 7,232,438 | | | | |
| 4,657,661 | Other Expenses | 12 | 3,714,283 | | | | |
| 80,030,776 | Depreciation | 4 | 72,370,026 | | | | |
| 214,878,801 | Excess of Income over Expenditure for the year | | 282,323,600 | | | | |
| 609,319,455 | Total | | 623,760,667 | 609,319,455 | Total | | 623,760,667 |

As per our report of even date attached

For CMR UNIVERSITY

For SUNDARESHA & ASSOCIATES

Chartered Accountants
(Firm Registration No.0080125)

(Dr.Sabitha Ramamurthy)
Chancellor

(K.R.LAKSHMISH)
Chief Finance Officer

(C.RAMESH)
Membership No.022268
Partner

Place: Bangalore
Date : 03.01.2022

CMR UNIVERSITY

SCHEDULES ANNEXED TO AND FORMING PART OF BALANCE SHEET AS AT 31.03.2021
AND INCOME & EXPENDITURE ACCOUNT FOR THE YEAR ENDED ON THAT DATE


| Sch No. | Particulars | Amount Rs. |
|---------|---|----------------------|
| 1 | <u>CMR JNANADHARA TRUST ACCOUNT</u> | |
| | Opening Balance as on 01.04.2020 | 677,406,228 |
| | Receipts During the year from Trust | 185,445,873 |
| | Excess of income over expenditure | 282,323,600 |
| | | <u>1,145,175,701</u> |
| | Payments during the year to Trust | 446,519,509 |
| | Closing balance as on 31.03.2021 | <u>698,656,192</u> |
| 2 | <u>CURRENT LIABILITIES & PROVISIONS</u> | |
| | Scholarship Payable | 386,337 |
| | Grant Received | 325,898 |
| | Admission fee Advance | 1,041,449 |
| | Campus House | 75,725 |
| | ESCOLA | 7,500 |
| | Refund of fee to Students | 564,192 |
| | TDS Payable | 1,011,692 |
| | Others | 20,000 |
| | CSR Lake Development Project | 608,623 |
| | | <u>4,041,416</u> |
| 3 | <u>BRANCHES AND DIVISIONS</u> | |
| | CMR University - Examination | 9,838,149 |
| | CMR University-School of Economics & Commerce | 71,187,026 |
| | CMR University-School of Architecture | 48,499,000 |
| | CMR University-School of Education | 345,000 |
| | CMR University-School of Eng & Technology | 76,738,875 |
| | CMR University-School of Legal Studies | 60,513,200 |
| | CMR University -School of Management | 85,352,959 |
| | CMR University-School of Science Studies | 65,173,600 |
| | CMR University-School of Social Sciences&Humanities | 31,345,001 |
| | CMR University | <u>(448,992,810)</u> |
| | | - |
| 5 | <u>CASH AT BANK</u> | |
| | Axis Bank- 918010021330950 | 118,369 |
| | State Bank of Mysore, 61036 | 621,687 |
| | Bank Of India - 0371 | 264,835 |
| | State Bank of India | 29,460,400 |
| | State Bank of India - 269 | 15,481 |
| | SBI A/c No.39433054047 | 4,711,503 |
| | | <u>35,192,275</u> |
| 6 | <u>LOANS & ADVANCES</u> | |
| | Advance for Purchase | 3,498,350 |
| | Rental Advance | 104,000 |
| | Salary Advance | 18,750 |
| | Loan Kasimbi | 80,750 |
| | ESCOLA | 49,500 |
| | AICTE Security Deposit | 6,500,000 |
| | Gas Deposit | 17,000 |
| | Electricity Deposit | 195,260 |
| | TDS Receivable | 1,000 |
| | | <u>10,464,610</u> |



7. Satish Wri

CMR UNIVERSITY


| Sch No. | Particulars | |
|---------|---|--------------------|
| 7 | <u>EMPLOYEE COST</u> | |
| | Salary | 130,164,539 |
| | EPF Payment | 887,020 |
| | ESI Payment | 318,911 |
| | Visiting faculty Payment | 7,310,999 |
| | Less: Excess Leave Deduction | 2,908,249 |
| | | <u>135,773,220</u> |
| 8 | <u>BOARD & UNIVERSITY EXPENSES</u> | |
| | Bar Council Of India | 550,000 |
| | Membership & Subscription | 576,045 |
| | Affiliation Fees | 110,000 |
| | Board and University Affiliation fee | 25,000 |
| | | <u>1,261,045</u> |
| 9 | <u>STUDENTS WELFARE EXPENSES</u> | |
| | Prize&Scholarship | (10,000) |
| | Function and Other Activities | 766,843 |
| | Value Added/Professional course Payment | 81,431,713 |
| | | <u>82,188,556</u> |
| 10 | <u>ADMINISTRATION EXPENSES</u> | |
| | Communication Charges | 861,615 |
| | Travelling & Conveyance | 84,957 |
| | Printing & Stationery | 1,171,822 |
| | Advertisement | 8,798,708 |
| | Conveyance Expense | 274,391 |
| | Postage, Telegram & Courier | 85,651 |
| | Professional Charges Paid | 2,069,968 |
| | News Papers and Periodicals | 23,561 |
| | Promotional Expenses | 22,575,510 |
| | Electricity Charges & Warter Charges | 2,608,250 |
| | Online Exam Software | 168,150 |
| | Payroll Access Charges | 154,910 |
| | | <u>38,877,493</u> |



✓ *Salik Wi*

CMR UNIVERSITY

| Sch No. | Particulars | |
|------------|-------------------------------------|------------------|
| 11 | <u>REPAIRS & MAINTENANCE</u> | |
| | Computer Maintenance & Stationery | 133,566 |
| | Computer Software -ERP-Expenses | 797,305 |
| | Electrical Repair & Maintenance | 719,721 |
| | Generator Expenses | 100,938 |
| | Housing Keeping Expenses | 742,329 |
| | Repairs and Maintenance Expenses | 2,286,095 |
| | Institute Maintenance charges | 2,118,663 |
| | Annual Maintenance Charges | 38,232 |
| | Vehicle Insurance & Repair Expenses | 42,664 |
| | Garden Maintenance | 203,150 |
| | Building & General Insurance | 49,775 |
| | | <u>7,232,438</u> |
| 12 | <u>OTHER EXPENSES</u> | |
| | Honorarium paid | 1,305,617 |
| | Consultation Charges Paid | 1,369,550 |
| | Bank Charges | 110,553 |
| | Examination - Expenses | 579,682 |
| | Rent | 118,880 |
| | Donation to Temple - Chagalatti | 230,000 |
| | | <u>3,714,283</u> |
| 13 | <u>OTHER INCOME</u> | |
| | Fine | 5,105,212 |
| | Thesis Submission Fee | 309,000 |
| | Value Added Programme Fee | 1,980,015 |
| | Photo Copy income | 41,500 |
| | Other Income | 283,232 |
| | Forex Gain & Loss | 25,183 |
| | Income - Tanzania | 1,115,258 |
| | Summer Term Coaching Fee | 1,500 |
| | | <u>8,860,900</u> |




✓ *Sabir W*

CMR UNIVERSITY

SCHEDULE - 4

CONSOLIDATED SCHEDULE TO FIXED ASSETS AS AT 31ST MARCH 2021

| Particulars | W.D.V. as on 01.04.2020 | Additions Before 30.09.2020 | After 01.10.2020 | Deletions during the year | Total | Rate of Deprn | Deprn for the year | W.D.V as on 31.03.2021 |
|---|-------------------------------|-----------------------------------|---------------------|---------------------------------|--------------------|---------------------|--------------------------|------------------------------|
| University Building | 579,322,040 | 620,926 | 98,387 | - | 580,041,353 | 10% | 57,999,216 | 522,042,137 |
| Computers | 10,372,172 | (3,400,089) | 2,044,548 | - | 9,016,631 | 40% | 3,197,743 | 5,818,888 |
| Furniture | 30,670,294 | 1,693,950 | 2,536,436 | - | 34,900,680 | 10% | 3,363,246 | 31,537,434 |
| Furnishing & Carpets | 62,901 | - | - | - | 62,901 | 10% | 6,290 | 56,611 |
| Books | 7,569,375 | 70,692 | 113,047 | - | 7,753,114 | 15% | 1,154,489 | 6,598,625 |
| Equipments | - | - | 5,200 | - | 5,200 | 15% | 390 | 4,810 |
| Plant and Machinery | 29,986,123 | 985,063 | 2,466,716 | - | 33,437,902 | 15% | 4,830,682 | 28,607,220 |
| Board | 2,151,660 | - | - | - | 2,151,660 | 15% | 322,749 | 1,828,911 |
| Vehicle | 1,386,276 | - | 1,027,290 | 200,007 | 2,213,559 | 15% | 254,987 | 1,958,572 |
| Intangible Asset | 1,270,770 | 3,652,373 | 75,586 | - | 4,998,729 | 25% | 1,240,234 | 3,758,495 |
| <u>Work In Progress</u> <u>University Building</u> <u>-Chagalatti</u> | 13,206,782 | 18,805,126 | 22,810,198 | - | 54,822,106 | - | - | 54,822,106 |
| Total | 675,998,393 | 22,428,041 | 31,177,408 | 200,007 | 729,403,835 | | 72,370,026 | 657,033,809 |



Solita